

LP TRACK SETUP

READ ALL INSTRUCTIONS BEFORE USING.

■ ENGLISH ■ ESPAÑOL ■ FRANÇAIS

WHAT IS LP TRACK?


LP Track allows you to track and review sleep data such as breathing rate, heart rate, sleep cycles and more.

BEFORE BEGINNING

Download the LP Adjustable Bed Control Mobile App. See the LP ADJUSTABLE BED CONTROL APP SETUP document for setup instructions.

NOTE

The LP Adjustable Bed Control app is intended to control select Bluetooth controlled adjustable bases for bedding.



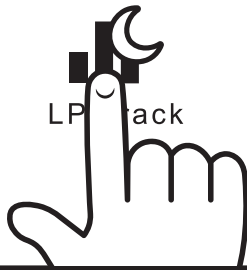
Scan QR code to download the mobile app.

SETUP LP TRACK


1 Open the LP Adjustable Bed Control app.



2 Select the LP Track tab.



3 Select Setup.



OR

I HAVE A CODE



If your bed is a Split King or Cal-King and your sleeping partner has already setup LP Track, you can link to your bed using a share code. After your partner has shared the code and you have received the code via email, select I Have a Code.

4 LP Adjustable Bed Control will scan for local beds to connect to. Select your bed from the list.

NOTE

If your bed does not appear in list: unplug bed, wait for one minute and plug the bed back in and restart app. Verify power cord is plugged into a working outlet. Refresh to scan for bed again.

5 Follow the LP Adjustable Bed Control app prompts to complete setup of LP Track.

LP Track™

YOU CAN NOW START TRACKING YOUR SLEEP DETAILS USING LP TRACK

CUSTOMER SERVICE TOLL FREE: 1-800-888-3078

293-0083-B EDR 17681 11/24

© 2024 Leggett & Platt, Inc. Adjustable Bed Group

Leggett & Platt
ADJUSTABLE BEDS