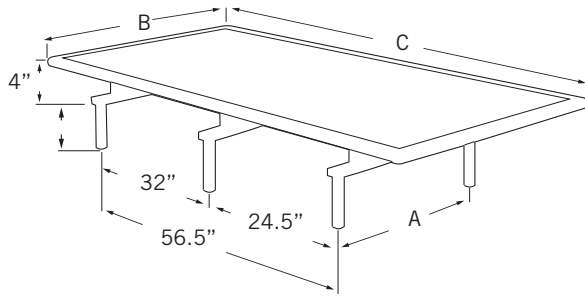


# PLATFORM FRIENDLY FOLDABLE

## Specifications

For warranty/support information,  
call toll free: 800-888-3078

### UNPACKAGED BASE DIMENSIONS AND WEIGHT



SIZE	A	B	C	HO WEIGHT	HF WEIGHT	HFM WEIGHT	HFMP WEIGHT	HFML WEIGHT
T74	24.5	37.5	74	66 lbs.	93 lbs.	95 lbs.		
T80	24.5	37.5	80	69 lbs.	97 lbs.	100 lbs.	104 lbs.	108 lbs.
F74	34.5	53	74	83 lbs.	106 lbs.	121 lbs.		
F80	34.5	53	80		114 lbs.	125 lbs.		
Q80	34.5	59	80	92 lbs.	124 lbs.	129 lbs.	131 lbs.	132 lbs.
SQ	19	30	80		84 lbs.	90 lbs.		
K	50.5	75.5	80	117 lbs.	147 lbs.	161 lbs.	164 lbs.	178 lbs.
CK	50.5	72	84	115 lbs.	149 lbs.	158 lbs.		
SCK	24.5	35.5	84	69 lbs.	97 lbs.	99 lbs.		

Dimensions : ± 1

Unit : Inches

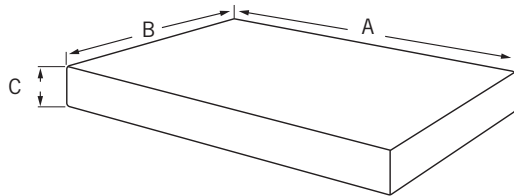
**MAX WEIGHT**  
850 lbs (385.5KG)  
evenly distributed across base  
(includes mattress and all occupants)

Dimensions : ± 1 Unit : Inches

BASE TYPE	LEG HEIGHT
HO	11" standard leg
HF	8"-13" adj. leg or 3"-12" stackable leg (four 3" Segments)
HFM	
HFMP	
HFML	

\*Minimal leg height requirement = 0"

### PACKAGING / SHIPPING DIMENSIONS AND WEIGHT



SIZE	A	B	C	VOLUME	HO WEIGHT	HF WEIGHT	HFM WEIGHT	HFMP WEIGHT	HFML WEIGHT	TRUCK QUANTITIES
T74	40.5	39	9	8.2	81 lbs.	104 lbs.	106 lbs.			300
T80	43	40	9	9	84 lbs.	106 lbs.	109 lbs.	112 lbs.	118 lbs.	300
F74	56.5	39.5	9	11.6	100 lbs.	119 lbs.	132 lbs.			200
F80	55	43.5	9	12.5		126 lbs.	136 lbs.			200
Q80	61	43.5	9	13.8	111 lbs.	136 lbs.	141 lbs.	140 lbs.	144 lbs.	200
SQ	42.5	34	9	7.5		93 lbs.	99 lbs.			300
K	77	43.5	9	17.4	138 lbs.	161 lbs.	175 lbs.	177 lbs.	193 lbs.	130
CK	74	46	9	17.7	137 lbs.	164 lbs.	173 lbs.			130
SCK	45	39.5	9	9.3	85 lbs.	106 lbs.	108 lbs.			300

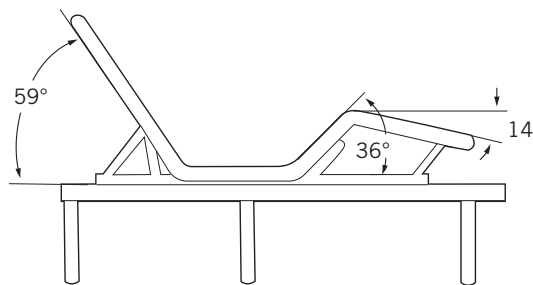
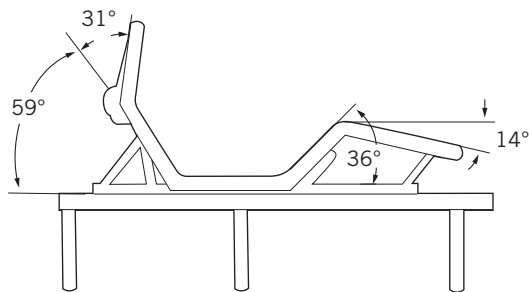
Dimensions : ± 1

Unit : Inches

**NOTE:**  
All packaged weight  
values ± 5 lb. (2.27 kg.)

**SHIPPING PACKAGED PRODUCT**  
meets ISTA 3A and ISTA 6A  
Performance Test for Individual  
Packaged Product Weighing Up to  
150 lb (68 kg.).

meets ISTA 3B and ISTA 6B  
Performance Test  
for Individual Packaged Product  
Weighing Over 150 lb (68 kg.)



**NOTE:**  
All articulation angles ± 3 degrees.

\*THE ILLUSTRATIONS PROVIDED MAY VARY FROM THE PRODUCT PURCHASED. THIS DOCUMENT IS TO BE USED AS A REFERENCE, ACCESSORIES SUCH AS HEADBOARD BRACKETS, ADDITIONAL LEGS, AND CASTERS MAY BE REQUESTED AT ADDITIONAL CHARGE.

### ELECTRICAL SPECIFICATION AND CERTIFICATIONS REMOTE CONTROL

Wireless  
Radio Frequency: 2.4GHz

**MAXIMUM DAILY USAGE**  
Duty Cycle: 10%.  
2 min. / 18 min.

### PACEMAKER WARNING

This product may produce a vibrating sensation. It is possible that individuals with heart assist pacemakers may experience a sensation similar to exercise. Consult physician for complete information.