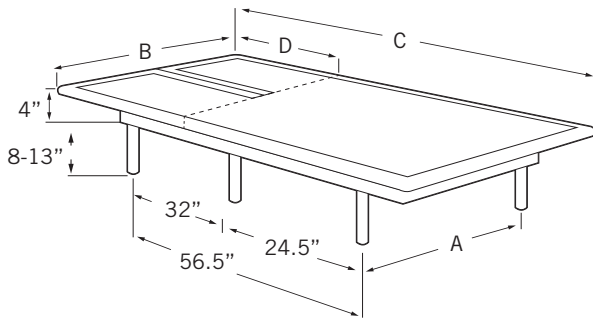


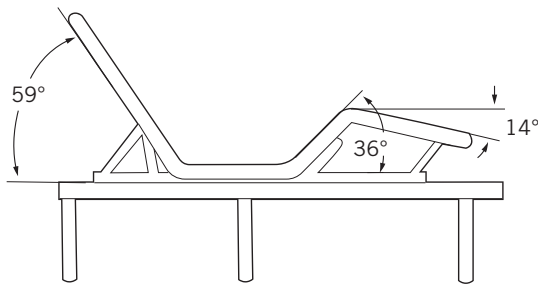
PLATFORM FRIENDLY FOLDABLE SPLIT TOP

Specifications

For warranty/support information,
call toll free: 800-888-3078



*Minimal leg height requirement = 0"



NOTE:
All articulation angles ± 3 degrees.

*THE ILLUSTRATION PROVIDED MAY VARY FROM THE PRODUCT PURCHASED. THIS DOCUMENT IS TO BE USED AS A REFERENCE, ACCESSORIES SUCH AS HEADBOARD BRACKETS, ADDITIONAL LEGS, AND CASTERS MAY BE REQUESTED AT ADDITIONAL CHARGE.

ELECTRICAL SPECIFICATION AND CERTIFICATIONS

REMOTE CONTROL

Wireless

Radio Frequency: 2.4GHz

CONTROL BOX

Duty Cycle: 10%.

2 min. / 18 min.

PACEMAKER WARNING

This product may produce a vibrating sensation. It is possible that individuals with heart assist pacemakers may experience a sensation similar to exercise. Consult physician for complete information.

SIZE	A	B	C	D	WEIGHT
Q80	34.5	59	80	28	132 lbs.
King	50.5	75.5	80	28	161 lbs.

Dimensions : $\pm .25$

Unit : Inches

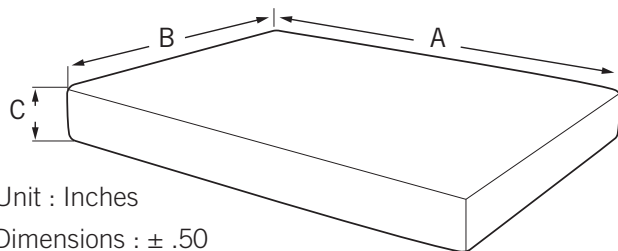
MAX WEIGHT

850 lbs (385.5KG)

evenly distributed across base (includes mattress and all occupants)

PACKAGING / SHIPPING

PACKAGED DIMENSIONS AND WEIGHT



Unit : Inches

Dimensions : $\pm .50$

SIZE	A	B	C	WEIGHT	VOLUME	TRUCK QUANTITIES
Q80	61	43.5	9	156 lbs.	13.8 ft.	200
King	77	43.5	9	189 lbs.	17.4 ft.	130

NOTE:

All packaged weight values ± 5 lb. (2.27 kg.)

SHIPPING PACKAGED PRODUCT

Meets ISTA 3B